



# Parental Access to TCMS Canvas

*Parents Are Provided With an Access Code*

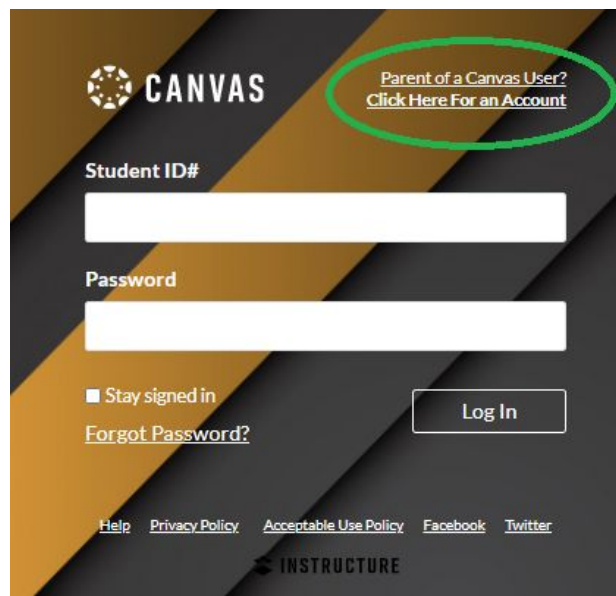
1. Navigate to <https://tcmstornadoes.instructure.com/>
  - a. You can do this by typing [tcmstornadoes.instructure.com](https://tcmstornadoes.instructure.com/) in your browser's url bar



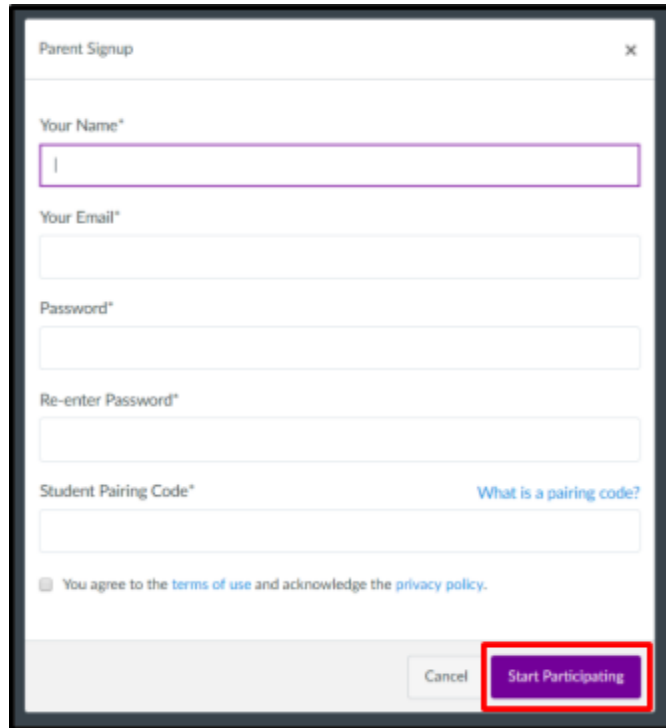
- b.  [tcmstornadoes.instructure.com](https://tcmstornadoes.instructure.com/)
  - c. You can also visit our school website and click the icon on the homepage or your Grade Level Page.



2. Once there, click on **Parent of a Canvas User? Click Here For an Account**



3. Once the previous link is clicked, the following screen will appear. At this screen,
  - a. Enter:
    1. Your name
    - ii. Your email address
    - iii. The password you would like to use
    - iv. Re-enter the password
    - v. The pairing code that was just generated
  - b. Check the box to agree to the terms of use



The screenshot shows a 'Parent Signup' form with the following fields and elements:

- Your Name\***: A text input field with a purple border.
- Your Email\***: A text input field.
- Password\***: A text input field.
- Re-enter Password\***: A text input field.
- Student Pairing Code\***: A text input field with a blue link 'What is a pairing code?' to its right.
- You agree to the [terms of use](#) and acknowledge the [privacy policy](#).
- Buttons**: 'Cancel' and 'Start Participating' (highlighted with a red box).

c.

Your student generates a pairing code for parents.

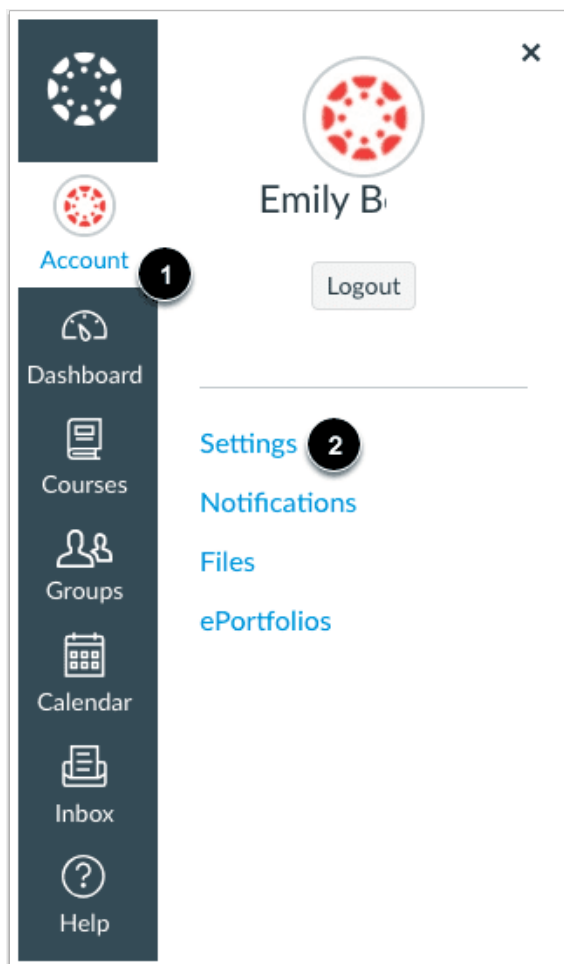
4. Click Start Participating and your viewing account will then be created. At that point, you will be ready to follow the student on Canvas!
5. Please Note: At this time, Canvas and SDHC/Edsby grades **do not sync**. The grade you see on Canvas may not be your student's final grade for the course. Official grades for the course are posted at each grading increment (Quarterly and Semester). TCMS also has Progress Reporting at the half-way mark between quarters (aprox. 4 weeks).

# How Students Create a PairingCode

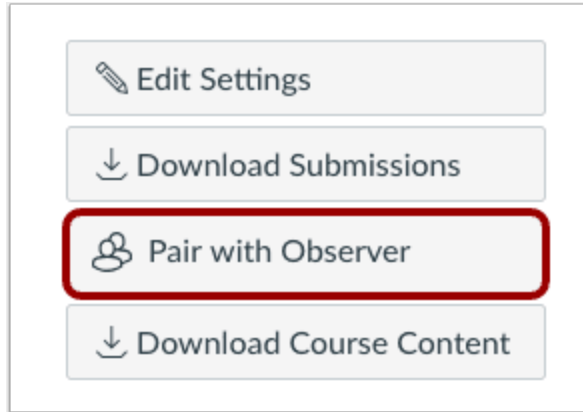
## Pairing Code

In order to view your student's account through a Learning Coach/Observer account, you will need to first retrieve a pairing code from your student's account. Please follow the steps below.

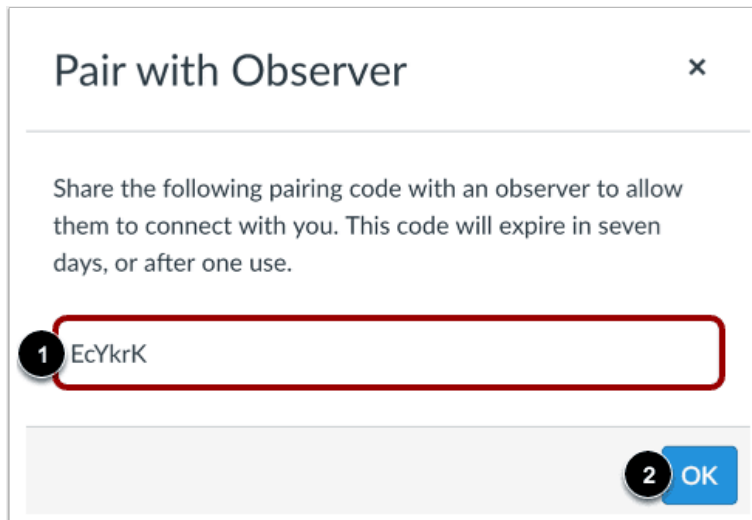
1. Student: Login to your Canvas account at: <https://tcmstornadoes.instructure.com/>.
2. Select "Account" from the left-hand navigation then select "Settings"



3. Select "Pair with Observer".



4. Copy or write down the six-digit alphanumeric pairing code shown. This code will be used to pair the Learning Coach/Observer account with the student's account. Example:



*Note: The pairing code will expire after seven days or its first use.*